

CLASS OF 2025

**Important Dates, Graduation Week, Graduation
Ceremony, Dress Code Requirements, Cap
Decoration Rules**

GRADUATION

- **GRADUATION: Friday 5/23 at 6:00pm**
- **Location: Osceola Heritage Park**
- **Graduates will need to be there by 5:00pm** dressed in their cap & gowns on Cap Design must have prior approval! **NO CELLPHONES!**
- **You need to bring your Honor cords, medals, and stoles. NO HOMEMADE STOLES ARE PERMITTED** per district policy. Know your assigned seat number based on your art major and do not change seats.
- **GUESTS: Seating is first come/ first serve. Security measures. Doors open 1 hour before start of ceremony.**

REQUIREMENTS FOR DRESS CODE

- A dress of ANY color, cannot be longer than the gown sleeve, gown length, and neck of gown (suggestions: scooped neck, round neck, spaghetti strap type of gown) or blouse and long black pants.
- Any color dress shirt (long or short sleeved), any colored tie or bowtie, navy or black dress pants **(NO JEANS)**
- **Flat Shoes are recommended (NO tennis or athletic shoes);** A heel higher than 2 inches is NOT RECOMMENDED
- Due to graduation caps being fitted, a suggestion for hair is to be smoothed out to fit properly.

REQUIREMENTS FOR STOLES AND CORDS

- **Only approved Stoles and Cords are ALLOWED.**
- The following organizations are the ONLY ones eligible for stoles & cords for the Class of 2025.
- Stoles: VCC DE, Magna Cum Laude (4.0 to 4.199), Summa CL >4.2
- Cords: National Honor Society, Thespian Honor Society, LIA, BSA, Mu Alpha Theta Math Honor Society, Spanish Honor Society, Tri-M Music Honor Society, Top 100 Admission, EmpowHER, Pre-Vet, Military Enlistments (contract sent to College & Career Counselor)
- Any other organizations cannot use cords or stoles. If you have a question, then have your sponsor speak with Mr. Neal

REQUIREMENTS FOR DECORATING YOUR GRADUATION CAP

- The cap decoration CAN ONLY BE 2-D (flat to the cap top).
- Can only use fabric paint.
- No lights or garlands.
- School appropriate, language.
- Must be approved by first submitting the design through Forms by 5/13 and then you must bring finished cap to Mrs. Smith by May 21.
- Forms link is <https://forms.office.com/r/t2KHDLuxnM>
- Please see the following slides as to what is considered Appropriate as well as Non-Appropriate.

APPROPRIATE TYPES OF CAP DECORATIONS



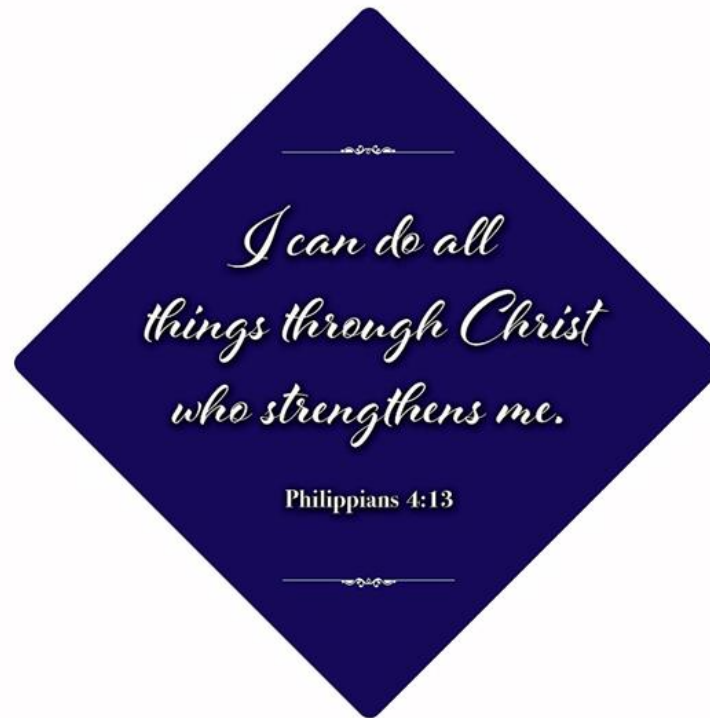
APPROPRIATE TYPES OF CAP DECORATIONS




APPROPRIATE TYPES OF CAP DECORATIONS



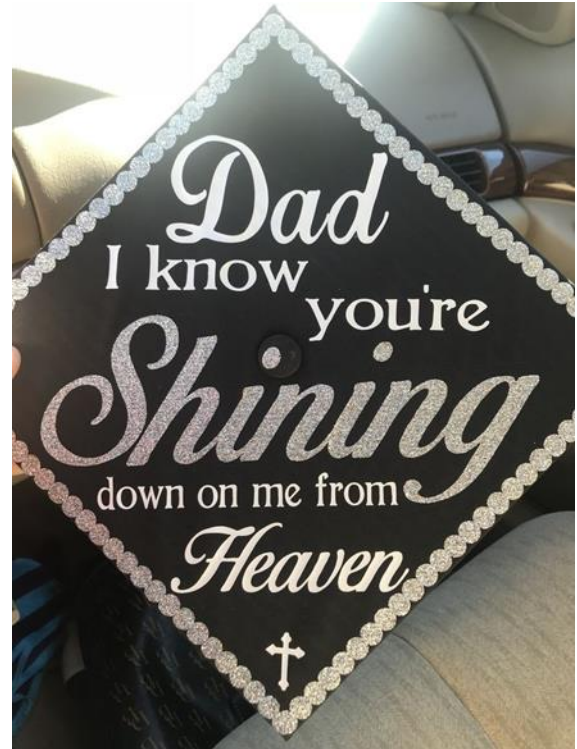
APPROPRIATE TYPES OF CAP DECORATIONS



APPROPRIATE TYPES OF CAP DECORATIONS



APPROPRIATE TYPES OF CAP DECORATIONS



NON-APPROPRIATE TYPES OF CAP DECORATIONS



Needs to be flat to the cap not 3-D



No lights or added bow

NON-APPROPRIATE TYPES OF CAP DECORATIONS



Flowers need to be painted so that it is FLAT as well as inappropriate message



Flowers need to be painted

NON-APPROPRIATE TYPES OF CAP DECORATIONS



Needs to be 2-D (flat)



Needs to be 2-D (flat)

NON-APPROPRIATE TYPES OF CAP DECORATIONS



Inappropriate message

Inappropriate messages or statements that would offend another person's identity or personal beliefs.

Your graduation cap is a reflection of your past or your future.

You will not be permitted to wear a design if it does not follow the district dress code.